



Big Questions

- How can you make sure you have matched the correct symbol?
- Why is it important to talk with your partner before attempting to ‘cross the river’?
- How did you make the different numbers using your body?
- What do we have to do to follow a trail?
- How can working in a team help us be creative?
- What does it mean to cooperate with a partner?

Sticky Knowledge

- Know how to match symbols.
- Know why we need to listen when working with others.
- Know how to make number shapes using the body.
- Know how to follow a trail using different methods of travel.
- Know what it means to use your imagination.
- Know what cooperation means.

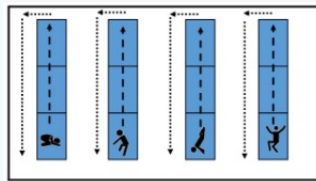
What	Why	How
<p>Identify and match symbols that are the same – look at the suit of a playing cards and be able to match to the same symbol on a wall.</p>	<p>Clubs</p>  <p>Identifying symbols and then matching symbols that are the same requires perseverance, teamwork and determination. These are all important skills to develop for physical activities such as OAA.</p>	<p>Give pupils time to look at the playing cards they are given. Encourage them to discuss with others to identify which suit they have before starting an activity. Once they have identified and matched their playing card suit, ensure they double-check they are happy with their decision.</p>
<p>Work with a partner to ‘cross the river’ – Use teamwork to get across a ‘river’ by placing and moving hoops.</p>	 <p>Teamwork is a crucial skill to complete a task when working with others. It is used in a variety of activities, such as team sports and OAA.</p>	<p>Get pupils to listen and then talk to their partner to check that they understand the activity. Give pairs plenty of time to think and talk about how they are going to work together. Get them to start slowly, then try to move quicker once they have got the hang of their chosen method of moving.</p>

What

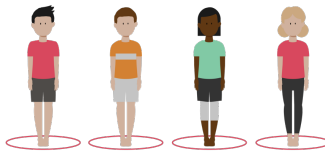
Use the body to make number shapes – Create long, thin and small shapes.



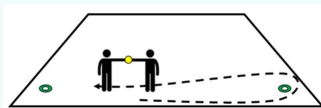
Follow a trail – Use different travelling methods when prompted to complete a trail.



Work creatively as part of a team to make different patterns – Use different items of the same colour to create different patterns.



Cooperate with a partner to complete challenges — Show persistence and determination to complete a series of challenges alongside a partner.



Why

Copying and holding shapes with the body requires flexibility, strength and body control. Copying poses and shapes is used frequently in gymnastics and dance.

Following a trail, especially one with different methods of travel included, requires coordination, balance, and focus to ensure it is completed correctly. These are all skills used in OAA activities, such as orienteering.

Creativity is used in many different physical activities, such as dance and team sports. Working with others to create different patterns requires good communication and ensuring everyone can offer their own thoughts and feedback.

Completing tasks with a partner requires teamwork, persistence, and determination to succeed. These skills are used in a variety of physical activities, including pairs games of tennis and badminton.

How

Think carefully about what each number looks like. Encourage them to copy the shape, extending the body as much as possible, including fingers and toes, to make the shape look good.

Go through the course first, making sure they know which travelling action is to be used first. Encourage them to travel with control, looking in front to follow the trail. Make sure they concentrate on any markers to indicate a change of travelling action.

When working in a team, it is important to work together as a group, taking turns and waiting for your go. Encourage your teammates when you are waiting for your turn. Show kindness towards others and work through any disagreements.

Make sure everybody in the group understands the instructions. Then, discuss what to do to try to complete the task, listening carefully to everyone's ideas and suggestions. Make sure all members of the group are encouraged throughout.

Reception Cooperate and Solve Problems – Crossover skills and knowledge

Cooperate and Solve Problem units focus on developing teamwork to complete different activities and challenges. They involve lots of paired and group work, which encourages turn-taking, perseverance, and respect.

Other activities that use some of the same knowledge and skills include:

- OAA
- Gymnastics
- Games

Assessment Focus

Demonstrate strength, balance and coordination when playing

Organise and match various; items, images, colours and symbols

Be confident to try new activities and show independence, resilience and perseverance

Follow simple instructions, copy a variety of defined shapes and actions