



Step 1




Take the ends of two ropes. For clarity, we'll refer to them as Rope A (left) and Rope B (right).

Step 3




If needed, pull at the knot to extend the length of the rope, to give you more rope to work with.

Step 5




Now, take the end of Rope A and tuck it under Rope B.

Step 2




Pass the end of Rope B over and under the end of Rope A, forming a simple knot.

Step 4



Now, take the end of Rope B and pass it over Rope A.

Step 6



Pull the ends of Rope A and Rope B to form a completed Reef Knot!

